

Country	Percentage
USA	90%
Mexico	88%
Canada	87%
Germany	86%
France	85%
Italy	84%
Spain	83%
Japan	82%
South Korea	81%
India	80%
China	79%
Brazil	78%
Russia	77%
Australia	76%
UK	75%

Disk Apple II + * Iie, Iic
*Requires 64K

For use with The Newsroom™

For use with The Newsroom™

Over 600 exciting new pieces of Sports and Recreation Clip Art.

- **Select Clip Art** representing dozens of new sports and recreation categories.
- **Use this extensive collection** of art to fit almost any sporting event or recreational activity.
- **Choose from a wide variety** of detailed, realistic, silhouette art or use humorous, cartoon-like characters to make your stories come alive.
- **Easily combine this Clip Art** with pieces from any of The Newsroom's clip art disks or any other Clip Art Collection.

Guaranteed satisfaction or your money back. (See back for details.)



**OVER 600 PIECES OF
"SPORTS & RECREATION"
CLIP ART**

SPRINGBOARD


Clip Art Collection™

Volume 3



Table of Contents

To the Editors	1
Backup Diskettes	2
General Instructions	2
Apple II + , IIe, IIc - Commodore 64/128	2
IBM PC	3
Categories of Clip Art	3
Using the Clip Art in The Newsroom and The Newsroom Pro	4
Loading clip art	4
Changing clip art disks	5
Cancelling clip art loading	5
Tips on using Clip Art	6
Clip Art Overview	8
Limited Warranty	17

Available in the following formats:

Apple II + , IIe, IIc disk

IBM PC disk

Commodore 64/128 disk

Springboard Technical Support Hot-line

Springboard offers you continuing support in the form of telephone advice. Should you encounter any difficulty in using this product, feel free to call our technical support department Monday through Friday during normal business hours (central time) at (612) 944-3912.

The best technical support can be obtained if you are at your computer, running the program when you call.

The Artists

The art in CLIP ART COLLECTION VOLUME 3 was created by Springboard artists Robert Cavey, Karen Christiansen and Jerry Cratsenberg.

To the Editors

CLIP ART COLLECTION VOLUME 3 contains over 600 pieces of "sports and recreation" clip art for THE NEWSROOM™ or THE NEWSROOM PRO™. This collection of clip art is designed specifically for the sports enthusiast in all of us. You will have dozens of categories to choose from and, as usual, there is a nice balance between realistic art and cartoon-like characters. This collection also introduces small, silhouette art for added variety.

Owners of THE NEWSROOM™

The additional clip art provided in this volume can be used in conjunction with The Newsroom Clip Art disk, Clip Art Collection Volume 1 or Clip Art Collection Volume 2, giving you almost 3000 pieces of clip art to choose from.

If you don't have Clip Art Collection Volume 1 or Clip Art Collection Volume 2 you should take a look at them. Volume 1 contains over 600 additional pieces of all-occasion clip art; volume 2 contains over 800 pieces of business clip art. Both are great additions to The Newsroom.

Owners of THE NEWSROOM PRO™

Clip Art Collection Volume 3 is the perfect addition to your existing library of clip art. Use this art in conjunction with The Newsroom Pro Clip Art disk, Clip Art Collection Volume 1 or Clip Art Collection Volume 2 and you will have the most complete variety of clip art available.

Backup Diskettes

CLIP ART COLLECTION VOLUME 3 is copy protected. PLEASE DO NOT ATTEMPT TO DUPLICATE THE DISKETTE, IT MAY BECOME DAMAGED. You may order a backup copy of this program from Springboard. A Backup Disk Certificate with complete procedures is attached to the enclosed product warranty card.

Hard disk users of The Newsroom Pro should note that you can still load CLIP ART COLLECTION VOLUME 3 onto your hard disk.

General Instructions

Apple II+, IIe, IIfx Commodore 64/128

The CLIP ART COLLECTION VOLUME 3 disk is a two-sided disk which contains all 600 pieces of "sports and recreation" clip art. There are approximately 300 pieces of clip art on each side of the disk.

Clip Art A (side 1)

Clip Art B (side 2)

Each piece of clip art is pictured with reference to its page title and to which side of the disk it resides, in the Clip Art Overview at the back of this book.

Refer to THE NEWSROOM instruction booklet for complete instructions on how to operate THE NEWSROOM.

IBM PC

The CLIP ART COLLECTION VOLUME 3 disk is a two-sided disk which contains all 600 pieces of "sports and recreation" clip art. There are approximately 300 pieces of clip art on each side of the disk.

Clip Art A

Clip Art B

Your IBM PC must have dual-headed drives to read both sides of the disk. You will access both Clip Art A and Clip Art B when the disk is inserted into the drive, label side up. You will not need to flip the disk.

Each piece of clip art is pictured with reference to its page title in the Clip Art Overview at the back of this book.

Refer to THE NEWSROOM or THE NEWSROOM PRO instruction booklets for complete instructions on how to operate the Master Program.

Categories of Clip Art

CLIP ART COLLECTION VOLUME 3 contains over 600 pieces of "sports and recreation" clip art in various categories. You can view each piece of clip art in the Clip Art Overview at the back of this book.

Aerial	Bowling1	Fitness2	Hunting1	Soccer1
Archery	Bowling2	Football1	Hunting2	Soccer2
Badmtn	Camping1	Football2	Icesktg1	Surf
(Badminton)	Camping2	Football3	Icesktg2	Swim1
Basebal1	Cars	Football4	Karate1	Swim2
Basebal2	Cheer	Games1	Misc1	Tennis1
Basebal3	Climb1	Games2	Misc2	Tennis2
Basebal4	Climb2	Golf1	Misc3	Tennis3
Basebal5	Cricket	Golf2	Misc4	Track1
Basebal6	Crowd1	Golf3	Misc5	Track2
Basketbl1	Crowd2	Golf4	Misc6	Track3
Basketbl2	Dance1	Gym1	Misc7	Track4
Basketbl3	Dance2	Gym2	Play1	Trophy
Basketbl4	Dance3	Gym3	Play2	Umpire1
Bike1	Fencing	Gym4	Raqetbal	Umpire2
Bike2	Fight1	Hockey1	Rolrskat	Volybal1
Billiard	Fight2	Hockey2	(Rollerskate)	Volybal2
Boats1	Fishing1	Hockey3	Skydivng	Waterski
Boats2	Fishing2	Horse1	Snow	Words1
Boats3	Fishing3	Horse2	Skiing1	Words2
Bdybild	Fishing4	Horseshs	Skiing2	Words3
(Body building)	Fitness1	(Horseshoes)	Skiing3	Words4


Using the Clip Art in THE NEWSROOM and THE NEWSROOM PRO

Clip art from the CLIP ART COLLECTION VOLUME 3 disk can be used in the BANNER and PHOTO LAB work areas of THE NEWSROOM and THE NEWSROOM PRO in the same manner as you use clip art from THE NEWSROOM and THE NEWSROOM PRO's original Clip Art disks.

All cursor control keys and selector buttons remain the same as described in THE NEWSROOM and THE NEWSROOM PRO's instruction booklets.

Loading clip art

To load a piece of clip art into the BANNER or PHOTO LAB work area:

1. Select the **desired work area** from THE NEWSROOM or THE NEWSROOM PRO's menu. You will be brought to the work area.
2. Once you are in the work area, insert the clip art disk into the disk drive.
3. Select the **clip art icon**  at the top of the left side of the work area. A list of clip art page titles will appear which corresponds to the clip art pages in the Clip Art Overview at the back of this book.
4. Move the selector bar up and down the list of titles until it is on the title of the clip art page you wish to load.
5. Select that title by pressing the selector button or key. That page of clip art will be displayed.

Changing clip art disks

If you wish to load a clip art page from a different clip art disk, or a different side of the clip art disk, (Apple and Commodore users) follow steps 1-3 in the **Loading clip art** section, then:

1. Remove the present clip art disk from the drive.
2. Insert the different clip art disk or side that you want.
3. Move the selector bar to the **NEW DISK** option and press the selector button or key. The clip art page titles from the new disk will be displayed on the screen.
4. Move the selector bar up and down the list of page titles until it is on the title of the clip art page you wish to load.
5. Select that page title by pressing the selector button or key. That page of clip art will be displayed.

Cancelling clip art loading

To return to the work area without any clip art, move the selector bar to the **CANCEL** option and press the selector button or key. You will be returned to the work area without any clip art.

Tips on using Clip Art

TIP 1:

There are endless creative possibilities for using clip art in The Newsroom and The Newsroom Pro. Here are some helpful tips to get you going.

You can create the perfect trophy by combining one of the trophy bases along with . . .



an appropriate silhouette figure . . .



or a piece of sporting equipment . . .

TIP 2:

Many of the pieces are left open-ended, so that you can personalize them to tell your story. An example would be the picture of the fisherman. You can decide what the catch of the day was.



TIP 3:

Make your own crowd scene by picking up this piece of clip art and dropping it onto the screen several times. The images will mask over each other for a clean, clear look.



Start with this . . .



. . . and end up with this!

TIP 4:

Using the flip icon you can enhance the capability of certain pieces of art. An example is the sand pit for the long jumper. Select the piece of art that shows half of the pit. Drop two of them onto the work area. Select the flip icon and move your cursor onto the clip art piece to be flipped and press the selector button or key. Next, pick up one of the halves and move it over until the two sections meet. Instant sand pit. All you need to add is the athlete.




Start with this . . .



. . . and end up with this!

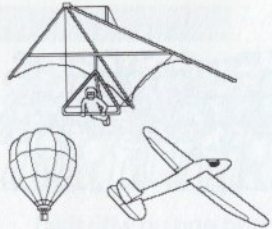
TIP 5:

A picture can be worth a thousand words, especially when it's personalized. Take advantage of pieces of art like the camper scene and fill in the blanks.




Clip Art A (Side 1)


Aerial




Archery



Badmtn



Basebal1




Basebal2




Basebal3



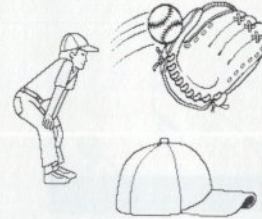
Basebal4



Basebal5




Basebal6



Basktbl1



Basktbl2




Basktbl3




Clip Art A (Side 1)


Basktbl4



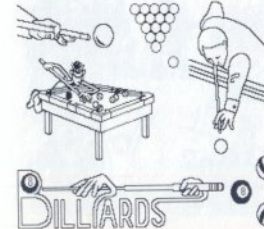
Bike1



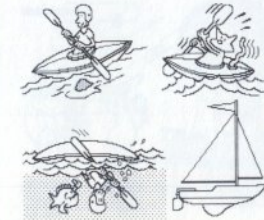
Bike2



Billiard




Boats1




Boats2



Boats3



Bdybild




Bowling1



Bowling2



Camping1




Camping2



Clip Art A (Side 1)

Cars



Cheer



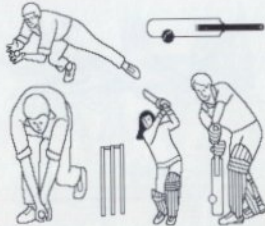
Climb1



Climb2



Cricket



Crowd1



Crowd2



Dance1




Dance2



Dance3



Fencing




Fight1




Clip Art A (Side 1)

Fight2



Fishing1




Fishing2



Fishing3




Fishing4




Fitness1




Fitness2



Football1



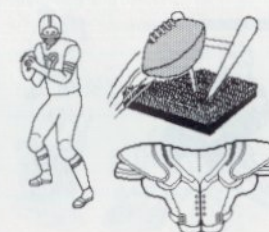
Football2



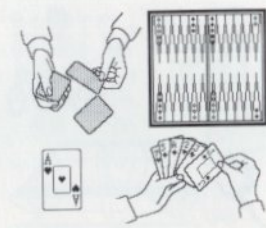
Football3



Football4

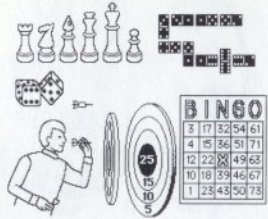


Games1



Clip Art A (Side 1)

Games2



Golf1



Clip
Art
B
(Side 2)


Golf2



Golf3




Golf4



Gym1



Gym2




Gym3



Gym4



Hockey1



Hockey2



Clip Art B (Side 2)


Hockey3



Horse1



Horse2



Horseshs



Hunting1




Hunting2



Icesktg1



Icesktg2




Karate1



Misc1



Misc2



Misc3



Clip Art B (Side 2)

Misc4



Misc5



Misc6



Misc7




Play1




Play2



Raqetbal



Rolrskat




Skydivng



Snow



Skiing1




Skiing2



Clip Art B (Side 2)

Skiing3



Soccer1



Soccer2



Surf



Swim1



Swim2




Tennis1



Tennis2



Tennis3




Track1



Track2



Track3



Clip Art B (Side 2)


Track4




Trophy



Umpire1



Umpire2




Volybal1



Volybal2



Waterski



Words1



Words2



Words3



Words4



Limited Warranty

Springboard Software, Inc. warrants this software product against defects in manufacturing for a period of thirty days following purchase. If, during that period, you cannot properly load the program, you may return it together with proof-of-purchase date to Springboard for a replacement. After thirty days a replacement can be obtained by sending the original product and \$5.00 to the manufacturer, provided that the software product is then being manufactured by the manufacturer.

Returns should be sent to: Springboard Software, Inc., 7808 Creekridge Circle, Minneapolis, Minnesota 55435.

THIS LIMITED WARRANTY IS IN LIEU OF ALL OTHER WARRANTIES. ANY IMPLIED WARRANTIES, INCLUDING ANY WARRANTIES OF MERCHANTABILITY OR FITNESS FOR A PARTICULAR PURPOSE, WHICH ARE NOT SO EXCLUDED ARE LIMITED IN DURATION TO THE DURATION OF THIS LIMITED WARRANTY. THE MANUFACTURER IS NOT RESPONSIBLE FOR ANY INCIDENTAL OR CONSEQUENTIAL DAMAGES CAUSED BY THE USE OF THIS SOFTWARE PRODUCT, AND IN ANY CASE, THE MANUFACTURER'S LIABILITY FOR ANY CLAIM REGARDING THIS SOFTWARE PRODUCT IS LIMITED TO ITS PURCHASE PRICE.

Some states do not allow limitations on how long an implied warranty lasts, so the above limitation may not apply to you. Some states do not allow exclusion or limitation of incidental or consequential damages, so the above exclusion may not apply to you. This warranty gives you specific rights, and you may also have other rights which vary from state to state.

© 1986, Springboard Software, Inc.
7808 Creekridge Circle
Minneapolis, Minnesota 55435
All rights reserved.

ClipArt Collection Volume 3 ClipArt cannot be used for any commercial products without the written consent of Springboard Software, Inc.

Apple II +, IIe, IIc, IBM PC, Commodore 64/128 are registered trademarks of Apple Computer, Inc. International Business Machines Corporation and Commodore Electronics, Ltd. respectively.

Springboard Software, Inc.
7808 Creekridge Circle
Minneapolis, MN 55435
(612) 944-3912

The Newsroom™
The Newsroom Pro™
ClipArt Collection™ Volume 1,
ClipArt Collection™ Volume 2,
and Clip Art Collection™ Volume 3
are all trademarks of
Springboard Software Inc.

Springboard Software, Inc.
7808 Creekridge Circle
Minneapolis, Minnesota 55435
612-944-3912



SPRINGBOARD


Apple II+*, IIe, IIc
*Requires 64K
Disk

Clip Art Collection™

Volume 3 For use with The Newsroom™

Clip Art "A" Side 1

Clip Art "B" Side 2

©1986 Springboard Software, Inc.